

# Financing Community Water Systems in Vanuatu

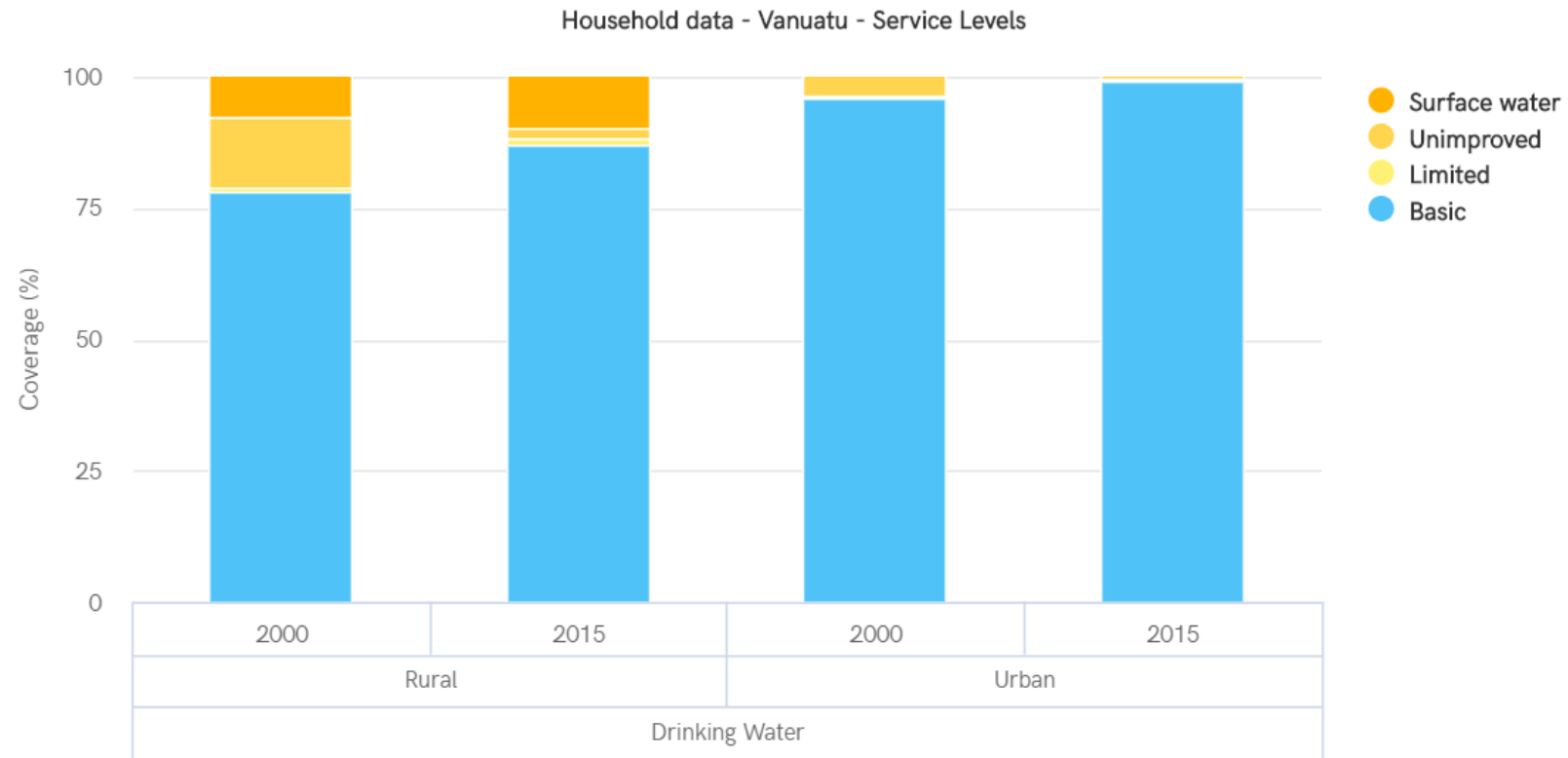
---

2019 August 8

Presented by: Erickson Sammy  
Department of Water Resources  
Government of Vanuatu



# Most people in Vanuatu have access to basic water service at home

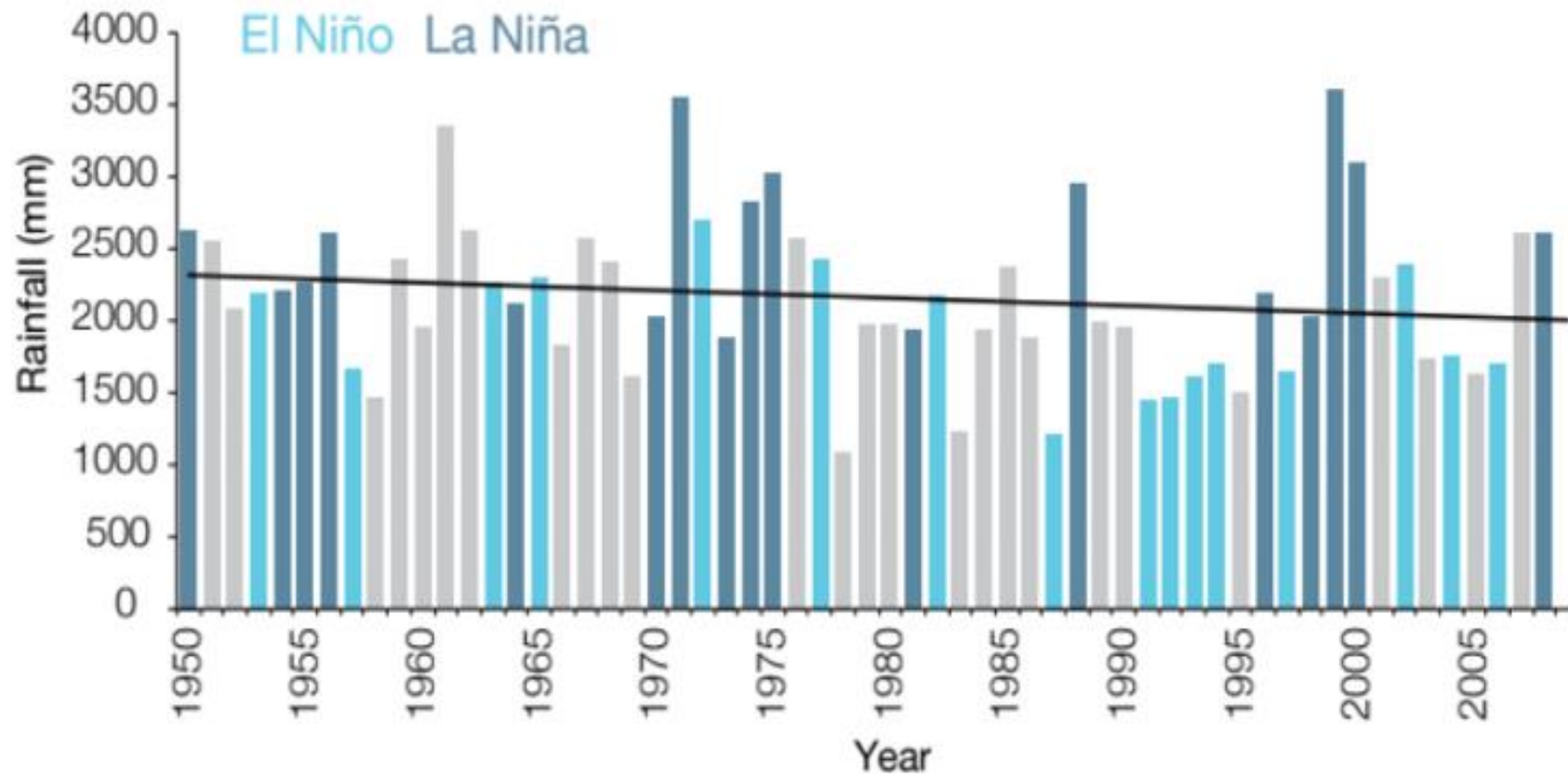


<https://washdata.org/>



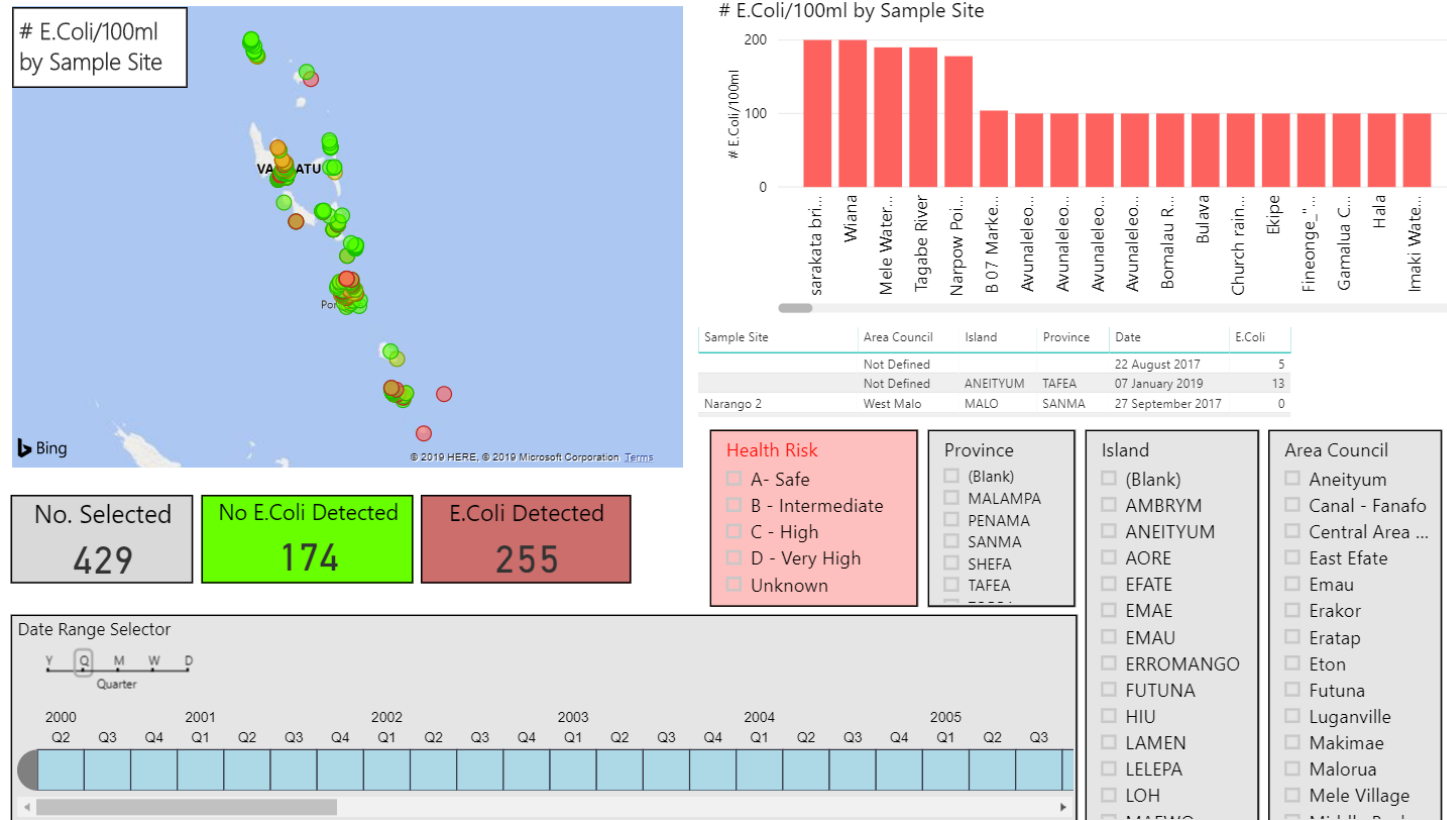
33% are dependent on rainwater, which is less reliable water with climate change

---





# Over half of water is contaminated




<https://mol.gov.vu/index.php/en/monitoring-evaluation-unit-water>



# Vanuatu's 2030 Target: Ensure all people have reliable access to safe drinking water & sanitation infrastructure

---





To improve urban systems Vanuatu will move from direct to utility service delivery

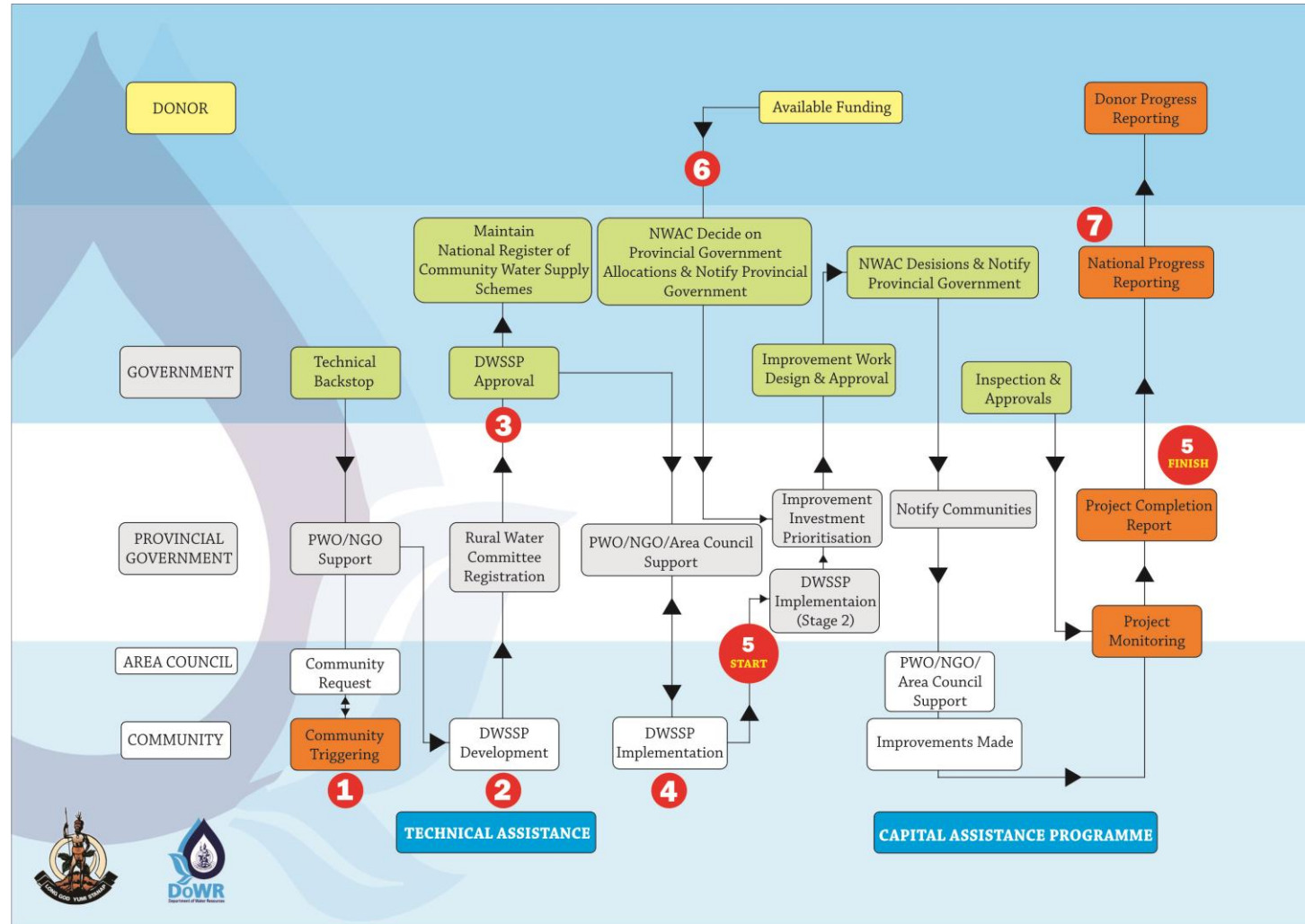
---







# To improve rural systems, Vanuatu has created the National Implementation Plan for Safe and Secure Water (NIP)





# Approximately, 2 billion Vatu per year need to implement the NIP

---

Estimated 5 Year Costs (USD)	Vatu	Description (assumed 2,000 communities unless stated)
10 million	1.2 billion	Drinking Water Safety and Security plans (Creation, monitoring and follow-up)
17 million	2 billion	Basic water system construction, Monitoring and Supervision (For 8% of rural population)
10 million	1.2 billion	Repair of partially or non-functional systems (for 12% of rural population)
10 million	1.2 billion	Community water committee and cooperatives training
20 million	2.4 billion	Operation and Maintenance of existing systems
<b>67 million</b>	<b>8 billion</b>	<b>5 year total</b>
<b>13 million</b>	<b>2 billion</b>	<b>1 year total</b>





# Yet, in 2017, 107 million Vatu budgeted for all of water

Budget Appropriation × +

← → ↻ https://doft.gov.vu/index.php/widgetkit/budget-appropriation

 **Finance and Treasury**  
Government of Vanuatu

HOME ABOUT US GOVERNMENT FINANCE **TREASURY** ECONOMY PUBLICATIONS  
DOCUMENTS | MEDIA

23 Jan 2014

## BUDGET APROPRIATIONS

### BUDGET APROPRIATIONS 2017

Find below download links of Budget Apropryation for 2017

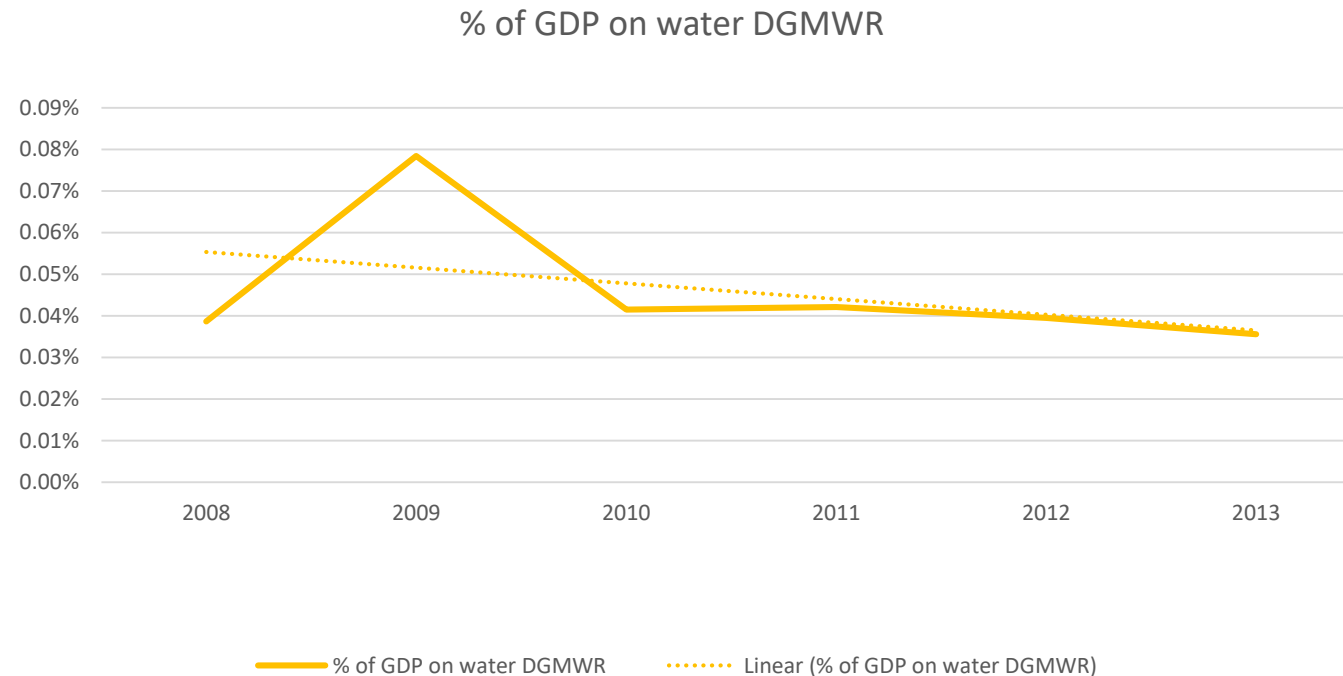
ENGLISH VERSION

FRENCH VERSION

VOLUME 3 NARRATIVE.



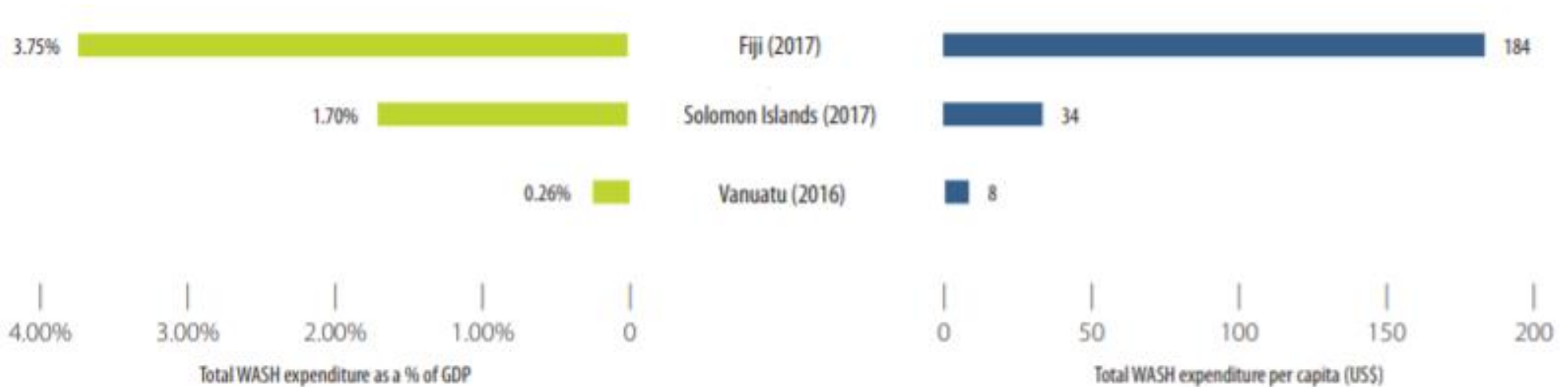
# In 2013, there was a decline in expenditure on water, but now Vanuatu is investing more funds in WASH each year





# GLAAS reports that Fiji spends 23 times more per person on water than Vanuatu

---



Sources: GLAAS 2016/2017 country survey; TrackFin, 2017 where indicated with an asterisk (\*).



# Communities also contribute through no/low cost improvements

---







Over the period 2008-2014 88% spent on salary by DoWR, now it's 57%



unicef  for every child



**Australian Government**

**Department of Foreign Affairs and Trade**



**NEW ZEALAND  
FOREIGN AFFAIRS & TRADE**  
MANATŪ AORERE





# Money spent on water in Vanuatu is not channeled through DoWR

---











# Pipeline

← → ↺ <https://mol.gov.vu/index.php/en/departement/water>




 [HOME](#) [DEPARTMENT](#) [NEWS & MEDIA](#) [VACANCIES](#) [FORMS](#) [GALLERY](#) [Q&A](#)  



≡ WATER RESOURCES

- [ABOUT THE DEPARTMENT](#)
- [POLICY & LEGISLATION](#)
- [MONITORING AND EVALUATION UNIT](#)
- [COMMUNITY WATER SUPPLY](#)

## ABOUT US



DEPARTMENT OF WATER RESOURCES VANUATU

Tank Yu